5.5V-100V Vin, 1A, Step-down DCDC Converter

FEATURES

-
-
-
-
-
-
-
-
-
-
-
-
-
-

APPLICATIONS

-
-
-

DESCRIPTION

REVISION HISTORY

DEVICE ORDER INFORMATION

FUNCTIONAL BLOCK DIAGRAM

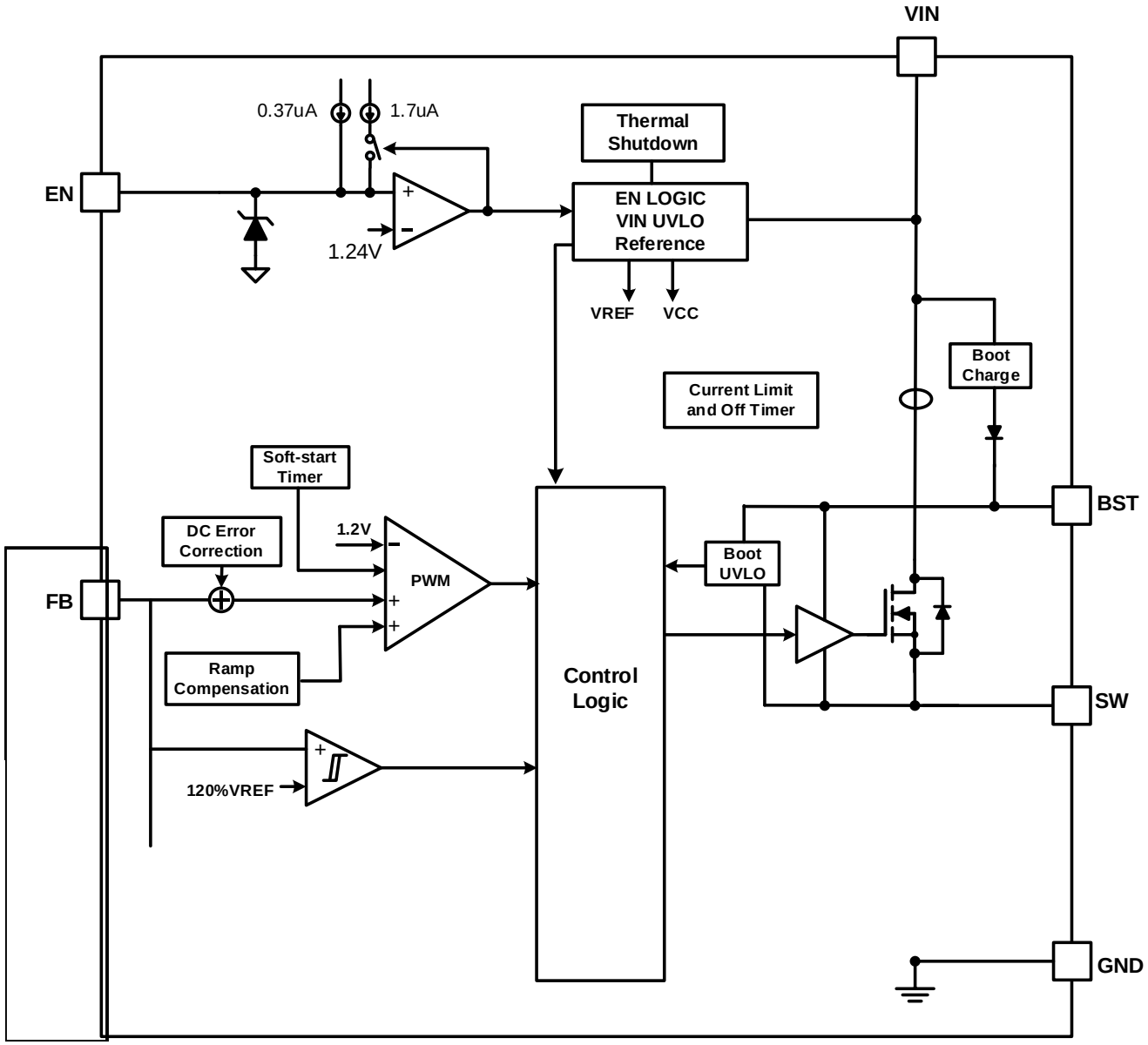

OPERATION

APPLICATION INFORMATION

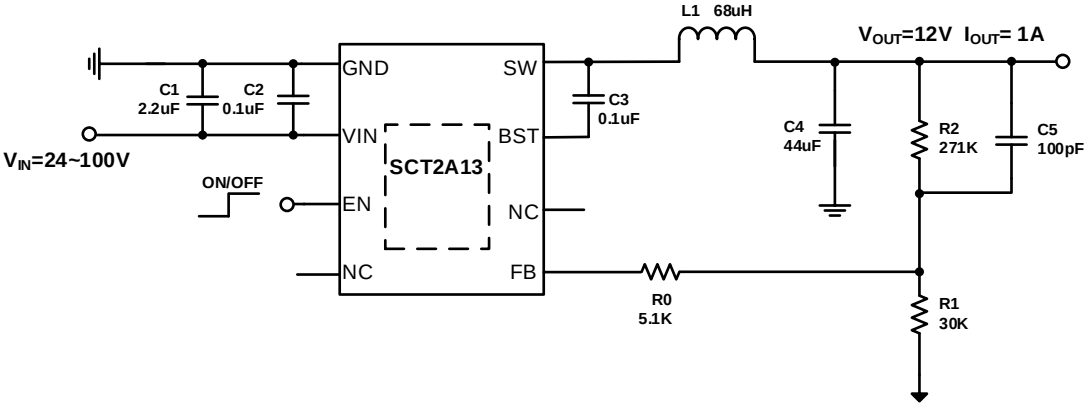

$_2$ = (

$$I_{CINRMS} = I_{OUT} \quad \sqrt{\frac{V_{OUT}}{V_{IN}} \quad (1 - \frac{V_{OUT}}{V_{IN}})}$$

$$I_{CINRMS} = 0.5 \quad I_{OUT}$$

$$\Delta V_{IN} = \frac{I_{OUT}}{f_{SW} \quad C_{IN}} \quad \frac{V_{OUT}}{V_{IN}}$$


Tek 停止
SW
Vout
IL
20.0 V
1.00 A
20.00 %
10M 点
25.6 V

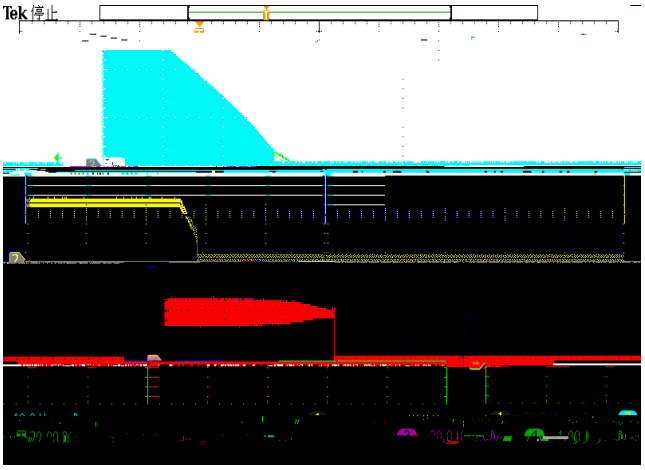
Tek 停止


Tek 停止
SW
IL
5.00 V
10.0 V
50.0 V
1.00 A
10.0ms
20.00 %
100M次/秒
10M 点
2.70 V

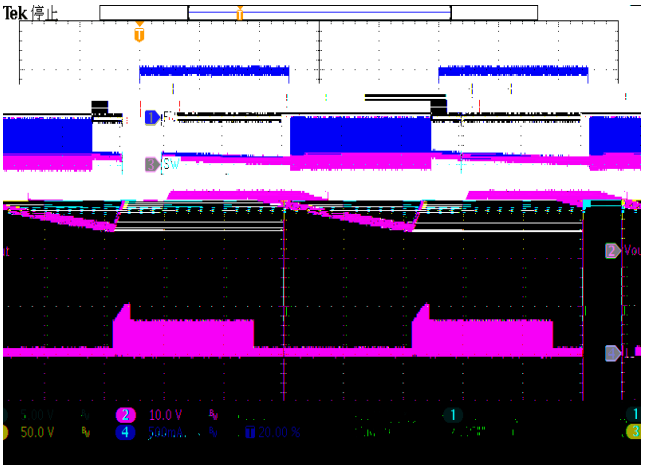
Tek 停止
SW
10.0 V
50.0 V
20.00 %

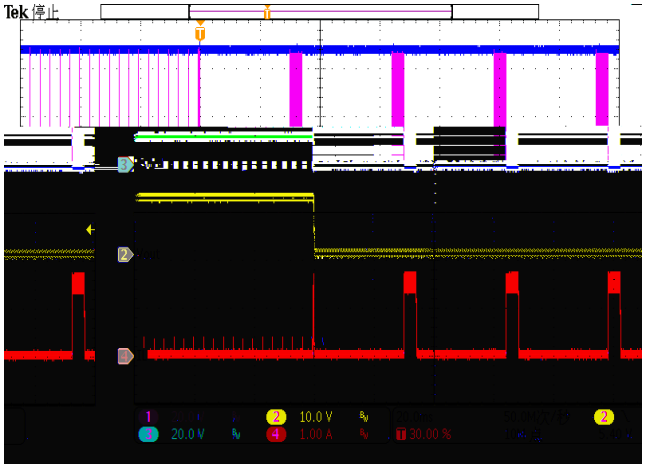
Tek 停止
10.0 V
20.0 V
1.00 A
30.00 %


Tek 停止
SW
Vout
20.0 V
10.0 V
20.0ms
50.0M次/秒
1.00 A

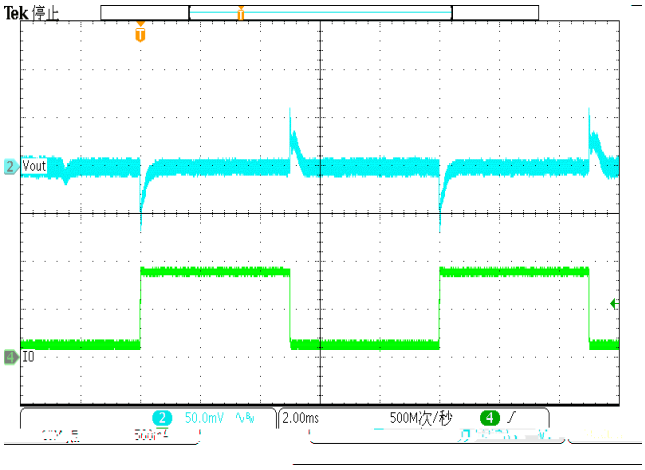
Tek 停止
Vout
IO
50.0mV
2.00ms
500M次/秒

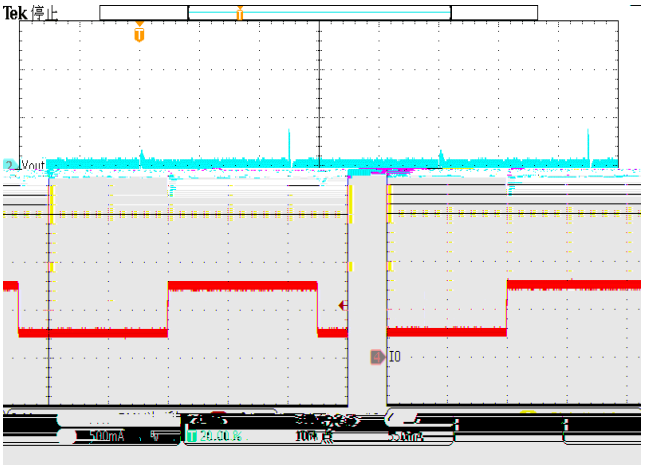
Tek 停止
Vout
IO

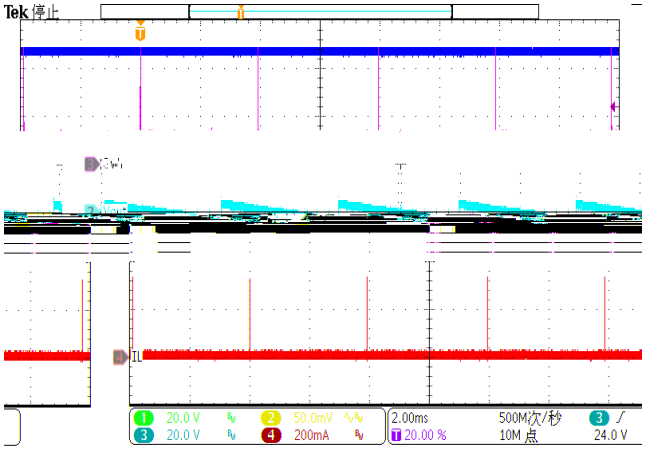
Tek 停止
IL
20.0 V
20.0 V
50.0mV
200mA
2.00ms
20.00 %
500M次/秒
10M 点
24.0 V

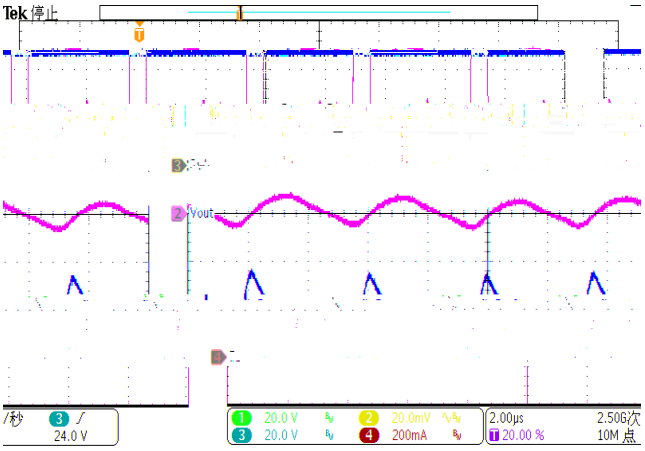
Tek 停止
Vout
24.0 V
20.0 V
20.0 V
20.0mV
200mA
2.00µs
20.00 %
2.50G次
10M 点

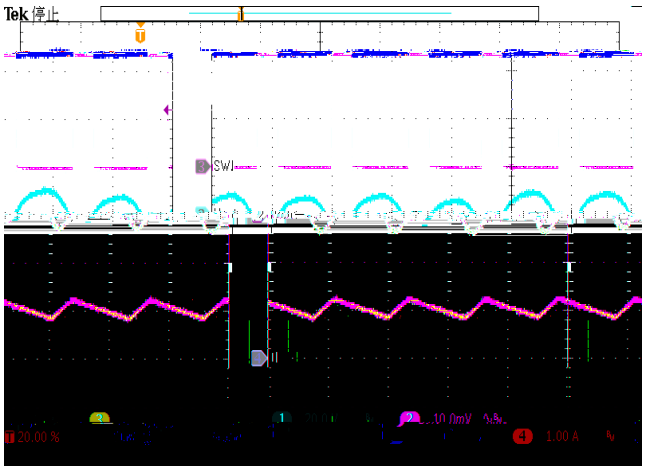
Tek 停止
SW1
IL
20.00 %
1.00 A


FLUKE
70.1°C
自动 1
74.5

PACKAGE INFORMATION

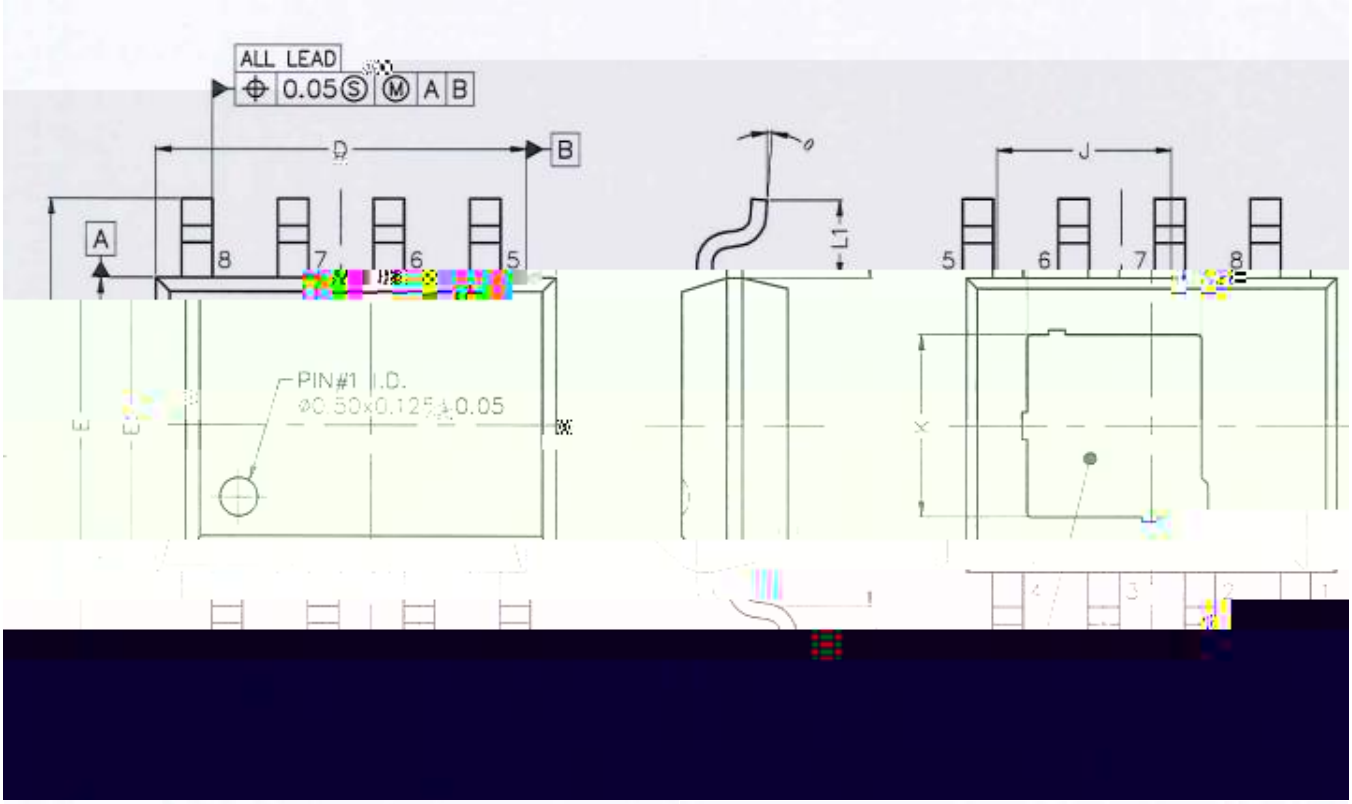

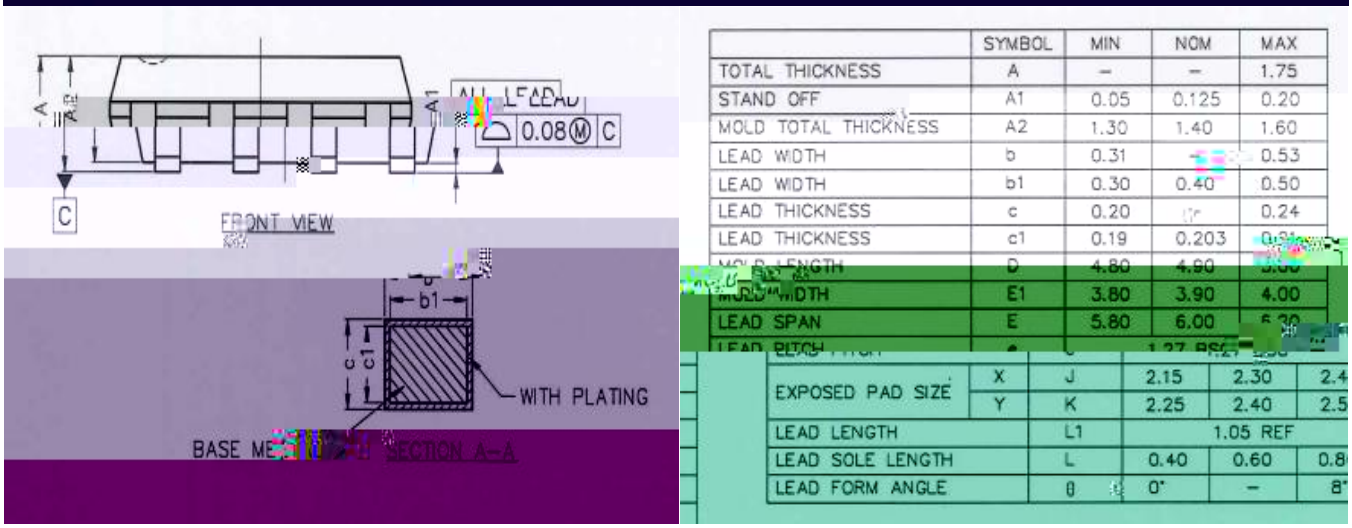

		SYMBOL	MIN	NOM	MAX
TOTAL THICKNESS		A	–	–	1.75
STAND OFF		A1	0.05	0.125	0.20
MOLD TOTAL THICKNESS		A2	1.30	1.40	1.60
LEAD WIDTH		b	0.31	[illegible]	0.53
LEAD WIDTH		b1	0.30	0.40	0.50
LEAD THICKNESS		c	0.20	[illegible]	0.24
LEAD THICKNESS		c1	0.19	0.203	[illegible]
MOLD LENGTH		D	4.80	4.90	[illegible]
MOLD WIDTH		E1	3.80	3.90	4.00
LEAD SPAN		E	5.80	6.00	[illegible]
LEAD PITCH		e	[illegible]	1.27 BSC	[illegible]
EXPOSED PAD SIZE	X	J	2.15	2.30	2.4
	Y	K	2.25	2.40	2.5
LEAD LENGTH		L1		1.05 REF	
LEAD SOLE LENGTH		L	0.40	0.60	0.8
LEAD FORM ANGLE		θ	0°	–	8°
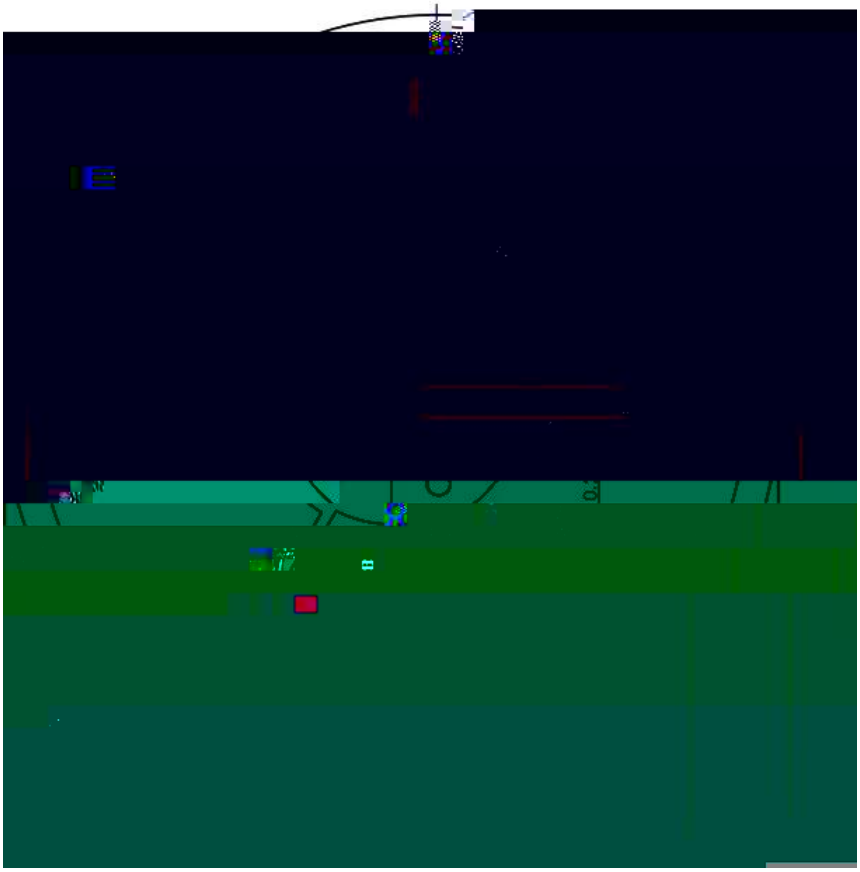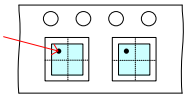
TAPE AND REEL INFORMATION